

Twitter Tips: Getting Started with Twitter

<http://esu1literacy.wikispaces.com>

There's An App For That

Amy Hill
ahill@esu1.org
@lik2laugh
#nnncsti15

Fist to Five

- ♦ Tweet
- ♦ RT
- ♦ MT
- ♦ Twitter Handle
- ♦ Twitter Hashtag
- ♦ 140 characters
- ♦ TweetDeck

Getting Started

- ♦ Choose a username @mrsjones and password
- ♦ Connects to an email address
- ♦ Your profile shows others who you are



Your Twitter Page

- ♦ Click on your icon in upper right corner
- ♦ Shows your tweets, photos, videos, retweets

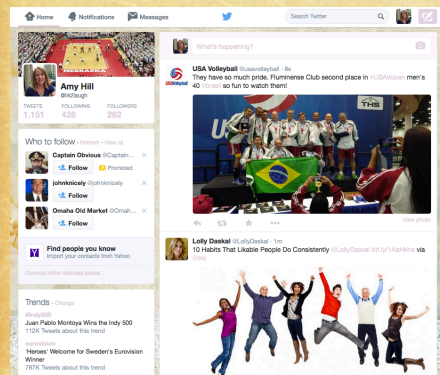


Timelines

- ♦ Your Twitter timeline is a listing of tweets sent by the people you follow
- ♦ They are listed chronologically
- ♦ You can follow/unfollow people, places and things
- ♦ Click on a tweet to display it fully

Computer, iPad, Phone

- ♦ Depending on how you connect to Twitter (computer, iPad, or phone), your Timeline will look a little different.

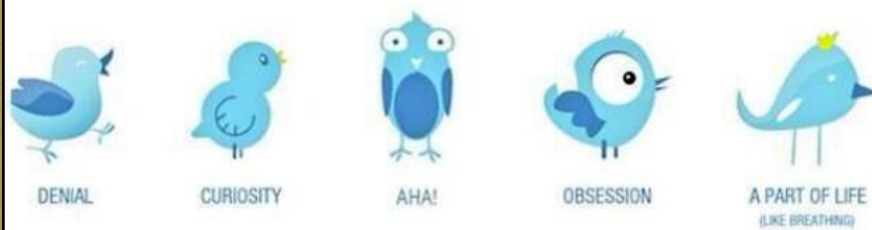


Following

- ♦ Start Small.
 - ♦ “Follow” people you know or admire
 - ♦ Your favorite news, weather, organization
- ♦ Do some searching & lurking
 - ♦ Who are friends following?
 - ♦ Go to their page and click on “Followers”




5 STAGES OF A TWITTER USER



140 Characters

- ♦ Little snippets of information
- ♦ Number lets you know how many characters you have left.
- ♦ Negative red number - need to delete
- ♦ The best tweets share meaningful moments, big & small. If you think it's interesting, chances are your followers will too.

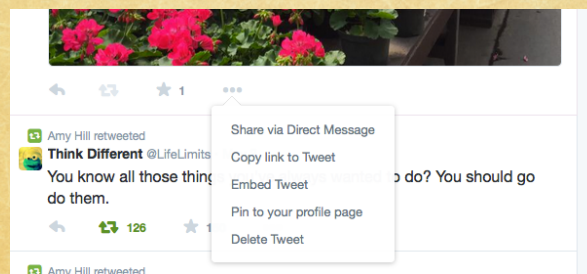


Send a Tweet

- ♦ Click on the Feather/Box
- ♦ Type your tweet in less than 140 characters
 - ♦ “Hey I am on Twitter and can’t wait to connect with everyone!”
- ♦ Include a photo or video
- ♦ Include someone @greateducator
- ♦ Include a hashtag #SummerVacation

Delete a Tweet

- ♦ Decide you don't want a tweet or it has a mistake?
No problem!
- ♦ Click on ... (More)



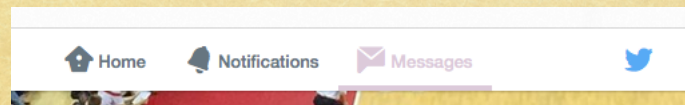
Reply to a Tweet

- ♦ Click reply (arrow)



- ♦ Keep the @twitterhandle to direct your reply to the correct person/destination.
- ♦ Considered one-on-one messages, not everyone will see your complete conversation, unless they click on your "Tweets & Replies"

Messages

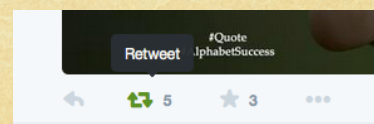


- ♦ Send a direct message
- ♦ Keeps conversations/comments private
- ♦ Does not show up/clutter your timeline



RT & MT

- ♦ RT: Retweet
- ♦ MT: Modified Tweet



- ♦ Both give credit to original Tweeter
- ♦ Use to add a comment to a Tweet
- ♦ Can add or remove hashtags, other users' Twitter "handles", cut out unnecessary information, or add room for a comment

Handle & Hashtag

- ♦ Handle is the Tweeter's "@name"
 - ♦ @coolteacher
- ♦ Hashtag – assigns a topic to the tweet.
 - ♦ #bestclassever
 - ♦ #zooanimals
 - ♦ #nnncsti15
- ♦ Use the Search Box to look for hashtags



Like someone else's Tweet?



- ♦ Click the Star icon below the tweet to let someone know you "Like" their tweet
- ♦ Tweets you "star" are captured on your Twitter page under Favorites

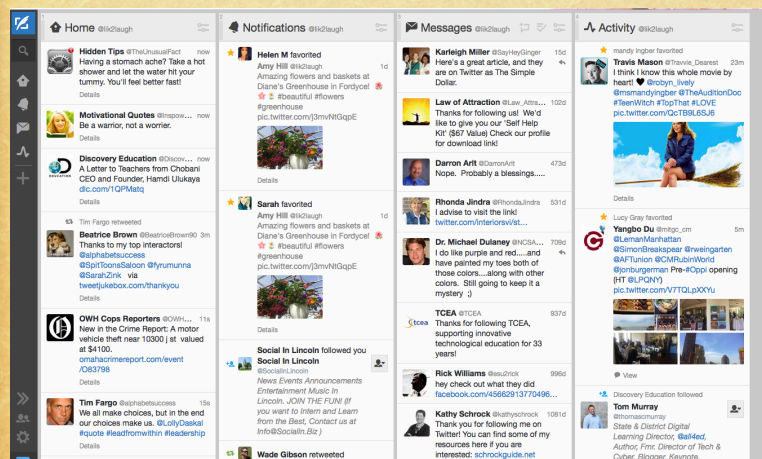


Notifications

- ♦ Let's you know:
 - ♦ When someone starts to follow you
 - ♦ When your tweet is favorited or retweeted
 - ♦ When you are mentioned in a tweet



Tweetdeck.twitter.com



Classroom Account

Managed by Teacher – Received by Students and Parents

- ♦ Tweet about school & classroom activities
- ♦ Reminders – test, assignments due, field trips, conferences, supplies needed
- ♦ Lesson recaps
- ♦ Answer homework questions
- ♦ Share links to resources, websites
- ♦ Increase communication with parents

Teaching Ideas

- ♦ Have students tweet their teacher what they learned that day
- ♦ Class discussions – pose a question, students reply
 - ♦ Increases engagement
- ♦ Exit Slip or Student Self-Assessment
 - ♦ What did you learn today?
 - ♦ What did you find tricky?
 - ♦ What can we do next time?
 - ♦ <http://ukedchat.com/resources/wsr00014/>

Twitter Exit Slip

<http://ukedchat.com/resources/wsr00014/>

What did you learn today? What did you find tricky? What can we do next time?	Today's Lesson Tweet. @ _____ # _____	Don't forget the hashtag # describes the lesson or something memorable from the lesson.
-------------------------------------------------------------------------------------	---------------------------------------------	-----------------------------------------------------------------------------------------

Sharing Information

- ♦ Many articles give you the option to Tweet it to your followers
 - ♦ Click on the blue bird
 - ♦ Sometimes can add your own comments
- ♦ Make a poster-size tweets that come from students to post in the school
- ♦ Quote a speaker during training
- ♦ What is your goal?
 - ♦ Inform? Educate? Entertain?



Educators on Twitter

@gcouros (George Couros)

@web2oclassroom (Steven W. Anderson)

@DouglasReeves

@coolcatteacher (Vicki Davis)

@ClassTechTips (Monica Burns)

@DFISHERSDSU (Douglas Fisher)

@robertjmarzano

PD from Afar

If you know a Conference's Hashtag, or a group that meets weekly, you can follow tweets.

♦ #nnncsti2015

♦ #neta15

♦ #edtech

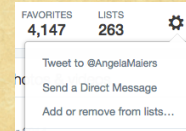
♦ #edchat





Making a List

- ♦ Allows you to view only specific Twitter accounts instead of everyone you follow
- ♦ Organizes who you follow
 - ♦ Education, Technology, Reading
- ♦ Go to a profile you want to include in a list
- ♦ Click on the Cog icon at the top of their profile
- ♦ Will be accessed from your Twitter page



Learn More

- ♦ <https://about.twitter.com/what-is-twitter>
- ♦ <https://about.twitter.com/videos-on-twitter>
- ♦ https://www.youtube.com/results?search_query=twitter



**Complete the session evaluation
to be eligible for today's
drawings. Use the address
below.**

May 27: bit.ly/STIMay27

**Thank You and Have Fun
Tweeting!**

